



Homes *for living*

PVC-U & ALUMINIUM
WINDOWS | DOORS | CONSERVATORIES

Leading window and door manufacturer

supplying the trade
across Ireland and the UK

Make the most of
your investment
and let us help
you create
your dream

With an amazing choice of styles,
colours and decorative options that
are guaranteed to enhance any
property your dream home can
become a reality with [Frames Direct](#)

Why choose Frames Direct	4-5
Windows Overview	6-7
Casement Windows	8-9
Vertical Sliders	10-11
Bay Windows	12
Tilt & Turn Windows	13
Colour Choice	14-15
Conservatories	16 -19
Doors Overview	20-21
Residential Doors	22-23
Composite Doors	24-25
French Doors	26-27
Sliding Patio Doors	28-29
Lift and Slide Doors	30-31
Bi-Fold Doors	32-33
Glazing	34-35
Energy Efficiency	36-37
Security & Accreditations	38-39

Why Choose

Frames Direct

THE MANUFACTURING SPECIALISTS

Specialising in manufacturing of uPVC and Aluminium windows, doors and conservatories. Supplying quality products to the Trade since 1978.

We focus on getting each element of the manufacturing process perfect so our customers ~[installers] can focus on their expertise of installation. We manufacture to precision so installation is easy for our customers.

We work with top brands from Spectus and Linar, to offer a wide range of frames and colours. All our products are made and tested in house in Ireland.

Our products have been fitted in new builds, commercial buildings and renovation projects across the country.



Your Choice

our expertise

Our products

- Custom built to fit
- Low level co-extruded gaskets
- Multi- chamber profile
- 3mm outerwalls, routinely tested and steel reinforced
- Bespoke products made to order
- Wipe clean surface
- Safety & security built in as standard
- Wide colour choice to suit any property
- Energy efficient
- Quality assured to BBA & ISO standards

We have 100's of accredited window and door installers across Ireland and the UK. If you wish to know more about any of our products they will be on hand to help you.

YOU DREAM IT WE CAN MAKE IT!

Crafted in Donegal. Delivered nationwide

Secure and Efficient

Windows



One of the best and easiest ways to reduce heat loss in your home is to install energy efficient windows and doors.

All our windows are manufactured using industry leading suppliers, Spectus and Linar systems. No two windows are the same, made up with different components and finishes all our windows are manufactured to your exact design specifications.

It's in the detail

Our team is known for their high level of accuracy resulting in an outstanding level of quality in each profile.

Smooth and silent, hard wearing and long lasting. Our team ensures our systems perform at all levels - for the installer and for the homeowner this means being precise and having attention to detail even on parts of the frame that you will never see.

Designed to conserve energy

All our windows can achieve up to a Window Energy Rating of A+, providing an outstanding barrier against heat loss and noise reduction. You can enjoy a cosier, quieter home with energy bills at a minimum by choosing Frames Direct.



Product range:

uPVC:

- Casement
- Vertical Slider
- Tilt & Turn
- Bay Windows

Aluminium:

- Casement
- Tilt & Turn
- Bay Windows

Your windows will be designed, manufactured and installed specifically for your property, to your own finish. Whatever the style of your home, we have a window to suit; see our full range below.



Windows made for you, no one else



CASEMENT WINDOW

Casement style windows are still one of the most popular types on the market. Known for their versatility and slim appearance allowing for maximum natural light. The windows open outwards with top or side hung. The size and style can be tailored to your openings according to the position of your window and the space available.

Our casement windows come in a range of colours and smart dual colour options. See page 14 and 15.

Features

- Choice of bevelled or ovolo design profiles
- Includes market leading multi-chambered profiles
- Post Co-Extrusion (PCE) Flexible gaskets are securely pre fitted to the profile during manufacturing
- Glazing thickness which provides additional options against thermal and sound insulation



Strong and durable performance
yet flexible for ease of installation



Versatile A popular choice

CASEMENT

Elite 63



Elite 70



Frame

Bevelled or Ovolo

Glazing

- 28mm double glazing
- 36mm triple glazing
- 40mm triple glazing
- 44mm triple glazing

Additional Features

- Georgian bars
- Astragal bar
- Sash horns

U-Values

ELITE 63 U-VALUES		
Rating	U-Value	Glass
A	1.4	Double Glazed (standard)
A	1.1	Triple Glazed (standard)

ELITE 70 U-VALUES		
Rating	U-Value	Glass
A	1.4	Double Glazed (standard)
C	1.2	Double Glazed (special) (60mm face frame)
A	1.0	Triple Glazed (standard) (60mm face frame)
A	1.1	Triple Glazed (standard) (70mm face frame)
A	0.8	Triple Glazed (special) (60mm face frame)



VERTICAL SLIDER

Designed by Spectus Window Systems to deliver all the benefits of high performance modern materials, the Vertical Slider is a cost effective solution for period style properties.

The Vertical Slider is an authentic looking sash window with ovolo finishing that combines high performing modern materials and functionality with period character and design.

Much thought has gone into the Vertical Slider to ensure that the attractive style of a traditional sash window is retained, whilst providing all the benefits that modern technology can provide. Vertical Sliders are supplied with screw on sash horns as standard.

The uPVC ovolo frames provide optimum strength, superior thermal protection and excellent weathering performance and with the minimum maintenance, they will retain their appearance year after year. Enhancing your homes character and charm.



The best uPVC sash window

VERTICAL SLIDER



Frame

Ovolo

Glazing

Double glazing
or triple glazing

Additional Features

- Georgian / Astragal bar
- Run-through sash horns

U-Values

Vertical Slider U-VALUES		
Rating	U-Value	Glass
A	14	Double Glazed (standard)
B	13	Double Glazed (special)
D	12	Triple Glazed (standard)
B	10	Triple Glazed (special)

Features

- Low maintenance uPVC profiles with traditional styling
- Tilt open facility to both sashes for ease of cleaning
- Enhanced thermal properties with a choice of double or triple glazing
- Additional performance is achieved with a pile seal detail on the sash edges and outer frame
- Air flow specification can be achieved through the use of trickle or glazed-in vents to suit particular applications as required
- Kite marked to BSEN 12608 and BS 7950 and BBA approved





BAY WINDOWS

A Bay window for panoramic views

A bay window has the ability to create more space, enhance a view while emitting extra flow of light into a room. Add your own individual stamp to the appearance of your home with a wide choice of colours, finishes & hardware.

Features

- Adds aesthetic appeal
- Natural light from multiple directions



TILT & TURN WINDOWS

The perfect & practical window

Secure and versatile this is exactly what our Tilt & Turn windows are! Known for its dual opening action, they are the ideal choice if you love having your windows open to let in fresh air, but worry about security.

This smartly designed window with convenience features; tilt for ventilation and turn to open fully. They too can function as a fire escape window. With many practical benefits, tilt and turn windows are also available with as many options as our popular casement window.

Features

- Provides additional safety
- Enhanced ventilation
- Easily cleaned - open inward functionality allows for windows to be cleaned safely indoors
- Ideal for fire exits or apartment buildings




Bring it to life
with colour




The choice is yours

Add warmth and style to your home with a range of coloured windows, doors and conservatories. If white is too subtle, choose from one of our bold colours. Maybe something bright & fresh for a home by the coast or textured Grey for your modern property. We offer 14 different Renolit Foil colours across all our windows and doors range.



Stand out with our

specials colour range



Some of our window and door designs are available in the smart dual colour, ask your Frames Direct partner for more details.



* Specials: will have a lead time

Colours are for illustrative purposes only - printing process may vary colours slightly.

Enhance your windows & doors with a decorative foil finish to compliment your home.

Contact us today to request your free foil sample swatch.

Foil Colours above are for illustrative purposes only as the printing process may vary colours.

Extend your living space and bring

the outdoors into your home



Versatile conservatories

Planning a new build or extension, choosing to add a conservatory to your home is one way to extend your living space. Today's conservatories vary from size and design and Frames Direct have the ability to manufacture to your exact measurements. Styles range from the traditional Victorian style conservatory to a more modern style sunroom, to create a whole new dimension to living.

A versatile option and can be used for many purposes. To relax, to entertain or to simply enjoy the outdoors all from the comfort of your conservatory. Bringing natural light, space and luxury to everyday family living all year round.

Features

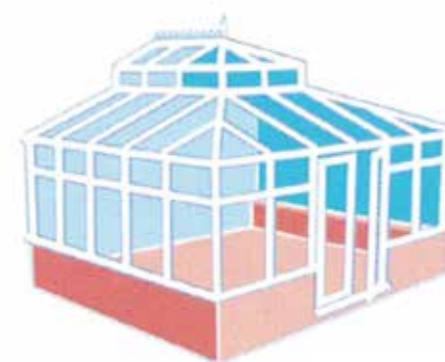
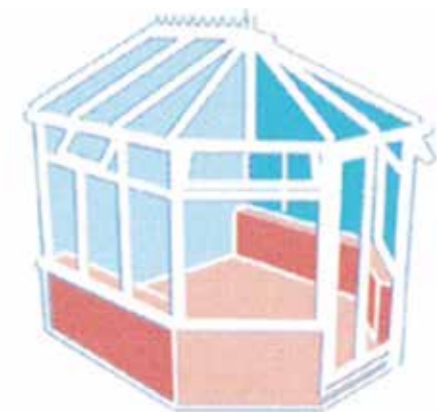
- Open plan living
- Suitable for lift and slide or bi-fold doors



Style options

Victorian


This style is inspired by Victorian style properties. It's bay effect style offers 360* view.



Lantern

This style boosts a feeling of luxury, the steeped glazed roof will expand a rooms height opening it open even more.

Designed for modern living




P-Shaped

This style combines Victorian and Edwardian shapes. Ideal for larger properties.



Georgian / Edwardian

This style offers plenty of usable space, and can be finished beautifully with our French, sliding or bi-fold doors.



Sunroom

This is the simplest style and is a common choice for many looking to create additional space.

Practicality &
style

Whatever the extra space is to be used for, a playroom, dining room, entertaining room or to relax, it won't only add value to your home but quality of living!

A grand
welcome

DOORS



Choosing the right door for you

A front door is an opportunity for homeowners to create a stunning entrance to a home and ultimately set the tone for what's inside.

Frames Direct doors are secure, energy efficient and manufactured to the highest quality. All our doors are manufactured to order, to your exact specifications, with a wide choice of colour, style and glass options.


If you have a design in mind, we have the materials to make it possible! Our trade partners will also be on hand to help you decide on a door to suit your home if you're unsure.

Frames Direct manufacture uPVC, Aluminium and Composite doors. Read on to see all our door styles in detail.



A colourful entrance

Frames Direct doors provide you with light, insulation and security. Fitted with high security locking mechanisms and strong weather seal. Choose your desired colour from our 12 stunning choices and your finish of glazed or partially glazed. Style and thermal efficiency come hand in hand at Frames Direct.



Colours are for illustrative purposes only - printing process may vary colours slightly.

Residential

Our residential doors offer you a versatile choice for your home providing the opportunity to mix and match colours and designs depending on your own individual requirement.

This door is strong and secure with excellent insulating properties, great for front or rear entrances. Minimal maintenance, no need to worry about repainting!

It can be combined with any style of panel, glass, handles, letterboxes and knockers. Personalise as you wish and welcome your family and friends in style.





Composite

Composite doors are easy to maintain, durable and come in many shapes and sizes.

Our Palladio Composite door range are the perfect choice. It is a 65mm fibre glass reinforced composite door with the following U Value ratings:

- Solid door U Value including frame 0.85
- Glazed door U Value including frame 0.98

The style of lock used is that of a 2 hook, 2 shootbolt, 4 roller locking system, combined with a visually concealed hinge.

A well-insulated, secure and aesthetically pleasing door ideal for a new build or to replace an existing door.



French Doors

A new build or an extension, whatever the project. French Doors are a great way to fully open up a room to provide additional light and space. A more traditional alternative to patio or bi-fold doors, this stunning style will provide a bright opening onto your patio or garden.

Manufactured to suit your home with a choice of inward or outward openings, ideal if your space is limited. Superior seal for improved weathering protection with PCE concealed gaskets.

Like all our windows and doors you have an unlimited hardware choice, vast range of ancillary products and a wide range of Renolit Foil colour finishes to choose from. The French door also can be designed with aluminium low thresholds for disabled access.



Sliding Patio

Patio doors are a versatile option and ideal for both conservatories and porches. The handle and locking system provides improved aesthetics and security through outward opposing hooks which prevent the leaf from being lifted from its frame.

Available in two, three or four pane options with high security hook locking mechanism. Our patio doors are designed to insulate whilst also allowing for more natural light. Boosts a slimline profile for maximum daylight and improved views. Combine with side panels to create a "wall of glass".

What's more is the easy-glide tracks and rollers for smooth sliding action, doors can be lifted to the inside or the outside.

Complete the look with a Renolit Foil colour finish of choice from our range.





Aluminium Profile

LIFT AND SLIDE DOOR

beautiful, elegant & secure

Lift and Slide doors open parallel to a static panel frame offering maximum panoramic views available to your room. These doors create large, impactful gateways to the outdoors. The 'Lift and Slide' door is a fantastic addition to any building design project. The larger Lift and Slide doors are perfect for wider openings in new builds, extensions and renovation projects, offering expert engineering, innovative design and increased natural light.

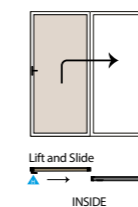
These doors have a sleek, stylish and highly durable aluminium design that achieves panoramic impact without compromising on security or energy efficiency. With each door designed to insulate for warm during the winter and cool in the summer, helping you to effectively manage energy efficiency within your home.

A Choice of Colours

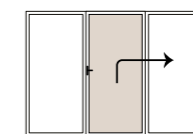
Our aluminium sliding doors offer seamless operation, providing slimline, robust and secure options that are fully customisable, with a wide range of colours, finishes and styles to suit your interior and exterior decor. The finish to the aluminium profile is a factory applied Polyester Powder Coated finish. Supplied in a choice of RAL colours



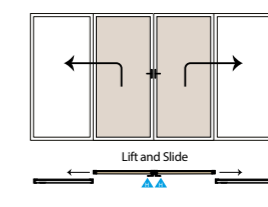
2 Pane - 1 Slide



3 Pane - 1 Slide



4 Pane - 2 Slide



This modern and architecturally attractive style comes in two, three and four pane options. The strong long-lasting gear and boggy wheel can lift an extreme weight of 400kg allowing for large opening doors with a smooth, silent and effortless operation.



Features

- Seamless glide operation for effortless opening and closing
- Can accommodate 28mm or 42mm glazing
- Multi-point high security locking system with optional night latch for ventilation
- Easy to maintain - Dynamic cleaning mechanism for prolong lifespan
- High performance thermal aluminium



Stylish
aluminium

Aluminium Profile

BI-FOLD DOOR

Introducing the impressive bi-fold door range available from a 3 pane to a 6 pane door. This sleek, modern design is manufactured with an ultra slim frame, that can neatly fold away to one side maximising space while adding a new dimension to entertaining at home.

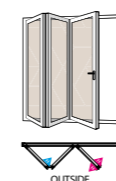
Amazingly adaptable they can be completely opened, slightly opened or completely closed. An option to suit all your needs whether it be for everyday use, ease of access, practical ventilation, or offering fully integrated indoor - outdoor living in one single uninterrupted space. Or you can simply close off your space behind a sleek glass wall, enjoying high quality thermal insulation designed to perfectly regulate temperatures all year round.

Our bi-fold doors will allow you to enjoy the flow of natural light and utilise those amazing views from the comfort of your own home. A popular replacement for existing patio or French doors, adding light and ventilation all year round.

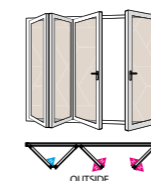


Configurations

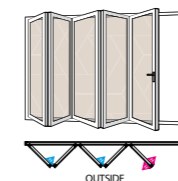
3 DOOR OPTIONS
3-3-0



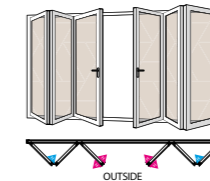
4 DOOR OPTIONS
4-3-1



5 DOOR OPTIONS
5-5-0



6 DOOR OPTIONS
6-3-3



HANDLE RANGE

-  Internal Handle Only
-  Internal and External Door Handle Only

Features

- Can completely fold away removing any barrier between your outdoor and indoor space
- Up to 1000mm wide door leaf, 2400mm max. height
- Can accommodate 28mm or 42mm glazing
- Open-in or open-out option
- 24mm polyamide thermal break as standard
- Full range of Renolit Foil colours

Finished
with class


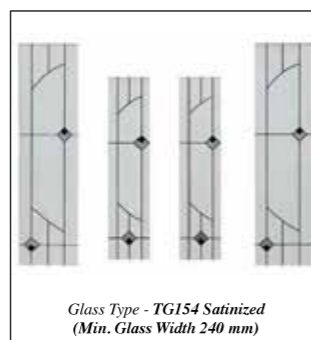



GLASS / GLAZING

Glazing widths include 28mm and 36mm for the slim line Elite 63, and 28mm and 40mm for the Elite 70 profile. A choice of toughened or laminated glass which both prevent glass from being easily damaged.

Feature & Decorative glass

If your looking for something that little different, try the decorative glass range. Choice of Georgian, crystal cut or leaded glass.



Double Glazing

Double glazing is standard on all our windows.

Benefits

- Increased insulation
- Improved noise reduction
- Reduced energy consumption
- Reduced heat loss
- Reduced condensation



Triple Glazing

We offer two aesthetically pleasing triple glazing beads, one chamfered and one ovolo. The beads are stocked in standard finishes and are available in a choice of Renolit Foil colours. This glass type is effective in buildings with large expanses of glass, colder environments and exposed sites.


Benefits

- Higher levels of thermal insulation
- Increased security
- Improved noise reduction
- Reduced energy consumption
- Reduced heat loss
- Reduced condensation



Contributing to

Energy - efficiency



Energy Window

Proven Performance

Frames Direct Ltd

PVC-U Casement Window

Frames Direct Elite A++ Rated

A++

A+

A

B

C

D

E

A++



Proof Licence No. 5409
Review Date: 31/12/2020
To verify this licence please visit www.bfrc.org

This label is not a statutory requirement, it is a voluntary label provided as a customer service to allow consumers to make decisions on the energy performance of competing products.
© Only to be reproduced by permission of British Fenestration Rating Council Ltd

AUTHORISED SUPPLIER

Energy Efficient Windows and Doors

Registered by www.bfrc.org



A+

A

B

C

D

E

F

G

Energy, Eco & Environmentally Friendly

For over forty years, we have been at the forefront of uPVC window and door design. Our systems are some of the most complete and advanced on the market.

Window Energy Rating is a method for assessing the total energy performance of a complete window. It clearly shows the products that can save customers money and assist in the reduction of Co2 emissions. Windows and doors have traditionally been the main areas of energy loss in buildings which can be avoided by installing Frames Directs energy efficient windows.

Frames Direct focus on many performance factors: Low emissivity glass, the type of gas fill, the size of the cavity, spacer bars and the edge sealants. Within the outer frame and sash, insulating foam or thermal barrier technologies can be used.

Be Comfortable

Energy efficient windows improve the comfort of homes by providing uniform temperatures throughout the house. They can dramatically increase the amount of effective and usable living space.

Save Energy

Energy efficient windows will help to minimise heating and lighting costs. Ultimately reducing your heating bills and reducing Co2 emissions.



Trusted
trade partner



Security & Safety

Security and safety is of utmost importance to us and our trade partners. All our windows and doors are manufactured using the most advanced locking mechanisms to create the most secure products without compromising on style.

Energy Efficient

The lower the U-value, the better the material performs as a heat insulator. All our windows can achieve up to a Window Energy Rating of A+, which is the highest energy rating given to a window. All our products exceed Irish and UK building regulations and standards.



Fully Accredited

Profiles are extruded under a quality management system that conforms to BS EN 9001 and are kite marked to BS EN12608.

Rest assured when you choose Frames Direct, your investment is in safe hands.



Part of the Epwin Group

Find out more

Your local window and door installer can quote you for any of the above products. In addition you can contact us for details of accredited installers and Frames Direct trade partners in your area.

For company updates and news follow us on 
<https://www.linkedin.com/company/frames-direct/>

A trade partner you can trust



If you require any further help or assistance please contact your
dedicated supplier below:



Frames Direct
Straboe,
Buncrana,
Co.Donegal,
F93 FF96,
Ireland

Tel: 00353 74 9363888
Fax: 00353 74 9362203
info@framesdirect.ie
www.framesdirect.ie



Superior Trade Frames
5 Berkshire Road,
Ballyharry Business Park,
Donaghadee Rd,
Newtownards,
BT23 7HH,

Tel: 028 91 825740
Fax: 028 91 821374
info@superiortradeframes.com
www.superiortradeframes.com



Futura Frames
Lauragh IDA Industrial Estate,
Bandon,
Co.Cork,
P72 WD21,
Ireland

Tel: 00353 (0) 238843870
Fax: 00353 (0) 238843805
orders@futuraframes.ie
www.futuraframes.ie